

Knucklehead Mount



Our "Knucklehead" mount is a superior ball joint design with allows independent adjustment of pitch and tilt axis. The interface plate is custom designed to fit your specific project chassis, providing full access for lamp changes and filter cleaning. Accomodates most projectors up to 15 lbs.

- Black anodized aluminum finish
- Low-profile top mounting plate included
- Quick disconnect / reconnect for service
- Tamper-proof hardware on pivot points
- Tilt and pitch greater than +/- 20°
- Mates with 2" NPT pole - and interchangeable with Display Devices accessories
- Clear access through the mount head which accommodates a variety of pre-molded connectors



Specifications

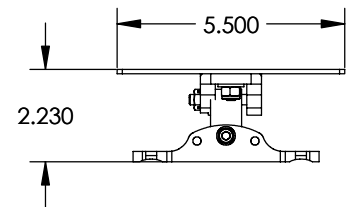
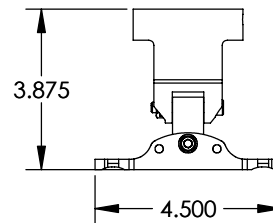
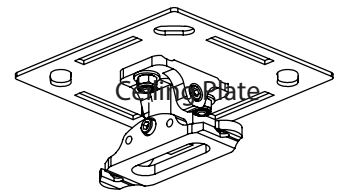
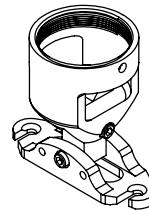
- Weight capacity: 15 lbs.
- Tilt +/- 15°
- Pitch +/- 15°, Yaw +/- 360°
- Aluminum / steel construction
- Mounting Methods: flush, 2" pole
- Specify projector make/model
- 1 year warranty

Dimensions

(Not including projector, pole and interface plate)

• PCM-K	4.5" w x 2.6" d x 3.8" h	1 lbs.
---------	--------------------------	--------

Pole Mount



Metric conversion: inches x 25.4