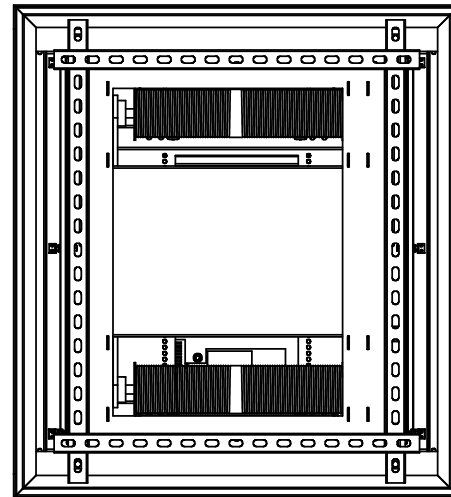
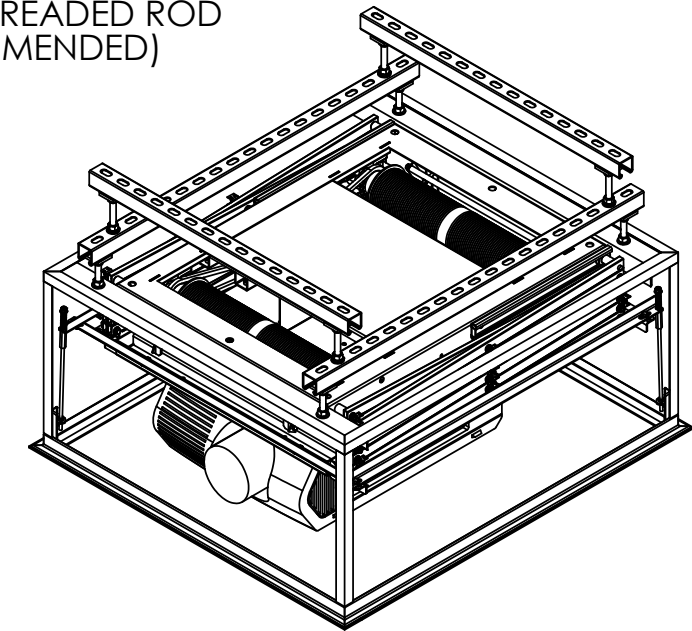


DRAWING REVISION BLOCK						
REV	ER	DESCRIPTION	DRAWN	CHECKED	APPROVED	DATE
A		RELEASE FOR PRODUCTION.	BAR			

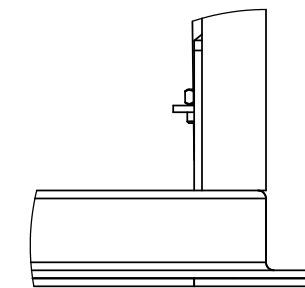
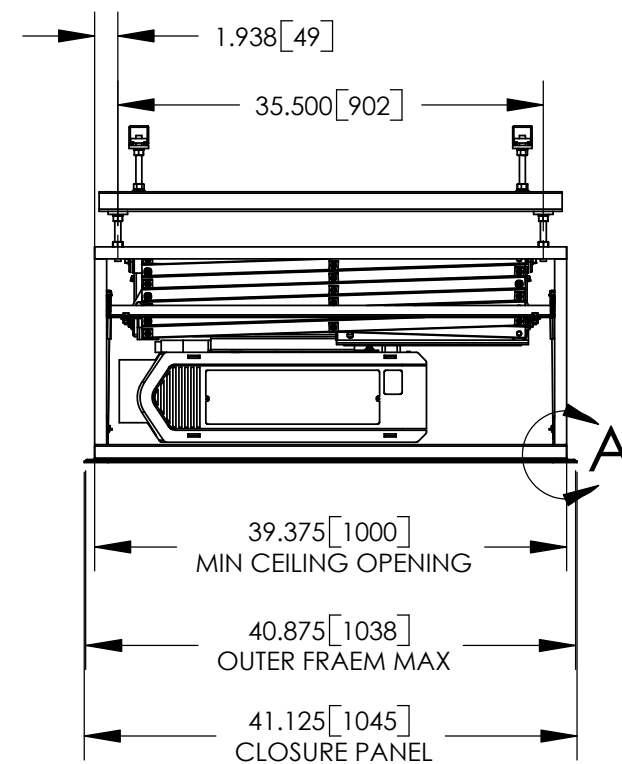
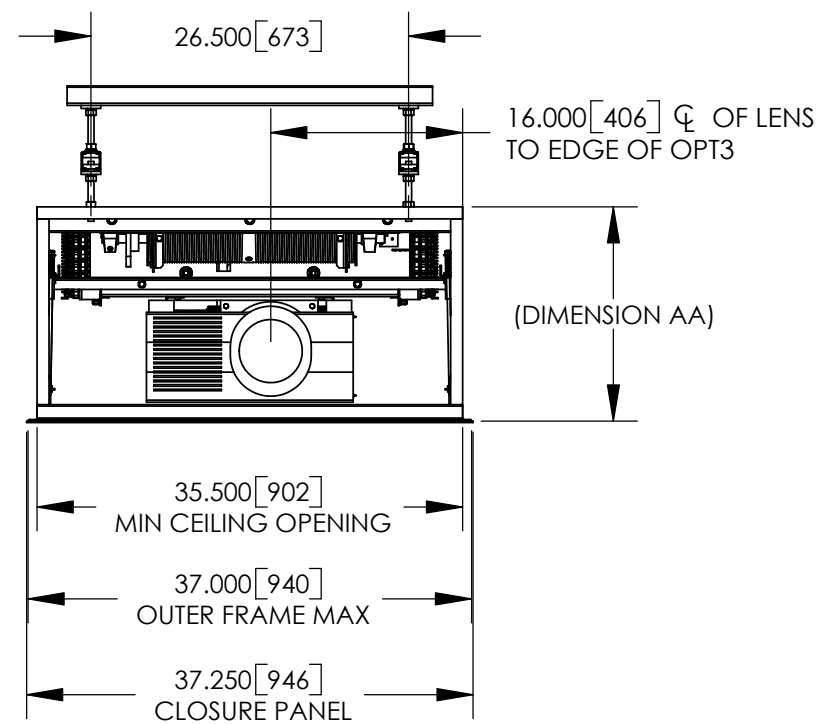
DL3W SIZE	DIMENSION AA	
	INCHES	mm
DL3W-12	17.875	454
DL3W-14	18.875	479
DL3W-16	19.875	505
DL3W-18	21.875	556
DL3W-20	22.875	581
DL3W-24	24.875	632
DL3W-28	27.875	708

UNISTRUT P1000 T CHANNEL
AND 1/2" THREADED ROD
(RECOMMENDED)



NOTES:

- * UNIT = INCHES [mm]
- * DIMENSION AA IS REQUIRED SPACE ABOVE CEILING.
- * COMPONENTS SHOWN ARE THE SHARP XG-V10WU WITH MOUNT (73-030) AND LENS #AN-LV40EZ, DL3W-12, OPT3 AND OPT1.
- * CTB ROD LENGTH IS 12.500"
- * OPT3 SKINS ARE REMOVED IN THESE DRAWING VIEWS.



DETAIL A
SCALE 1 : 3

		DISPLAY DEVICES, INC 5880 SHERIDAN BLVD ARVADA, CO 80003				
		TITLE DL3W - OPT3 STD - OPT1 LIPPED - W/SHARP XG-V10WU				
THE INFORMATION CONTAINED IN THIS DRAWING IS THE PROPERTY OF DISPLAY DEVICES, INC. ANY REPRODUCTION IN PART OR WHOLE WITHOUT THE WRITTEN PERMISSION OF DISPLAY DEVICES, INC IS PROHIBITED	UNLESS OTHERWISE SPECIFIED DIMENSIONS ARE IN INCHES. TOLERANCES: .XX = ± .02 .XXX = ± .010 .XXXX = ± .0050 ANGLE = ± 0.5	DRAWN BAR	DATE 3/24/2004	SIZE B	DRAWING NO. 316-008	REV A
MATERIAL NONE	FINISH NONE	SCALE NONE	FILE NAME 316-008.SLDDRW	SHEET 1 OF 2		