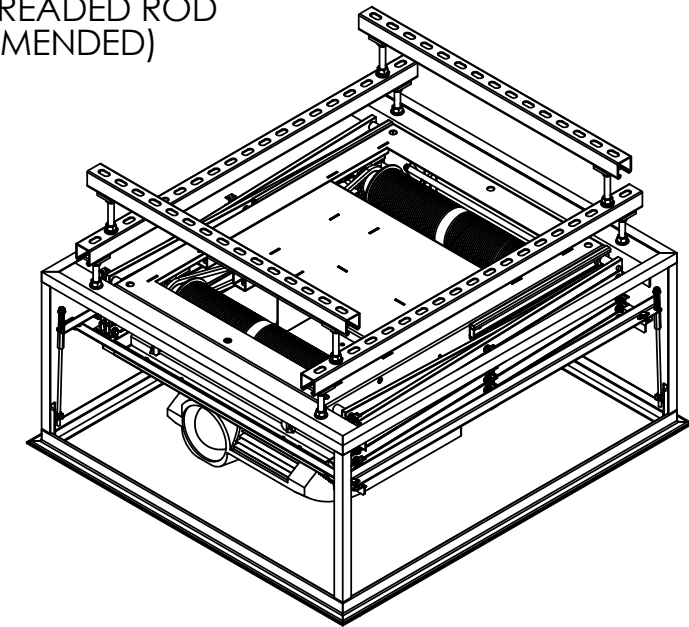
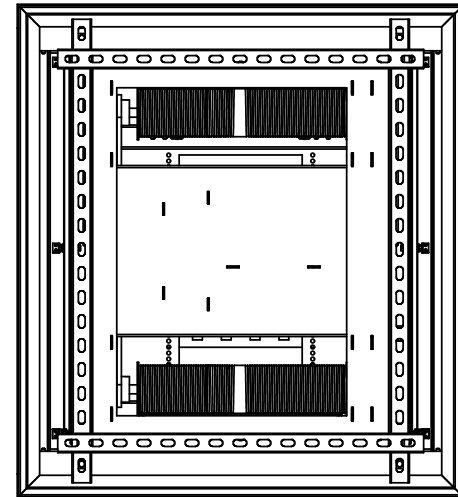


DRAWING REVISION BLOCK

REV	ER	DESCRIPTION	DRAWN	CHECKED	APPROVED	DATE

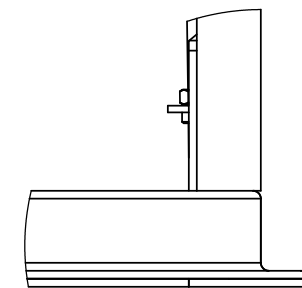
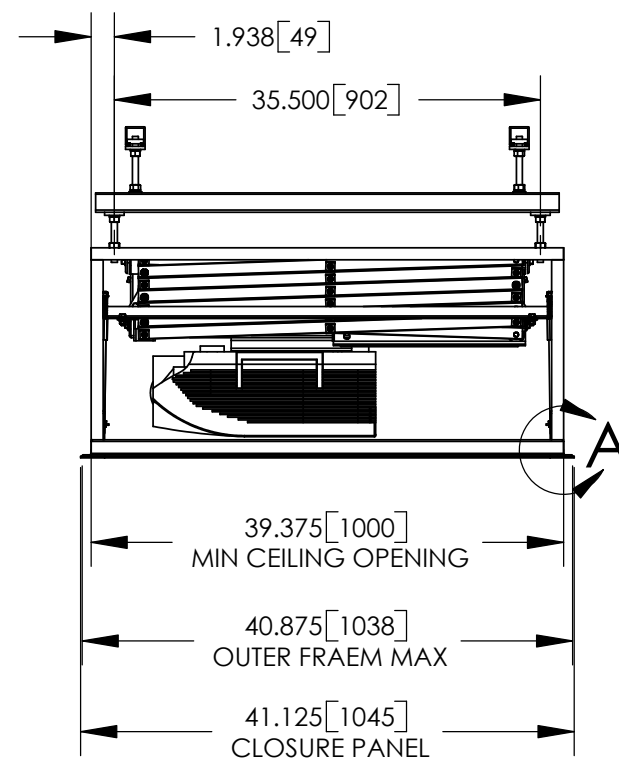
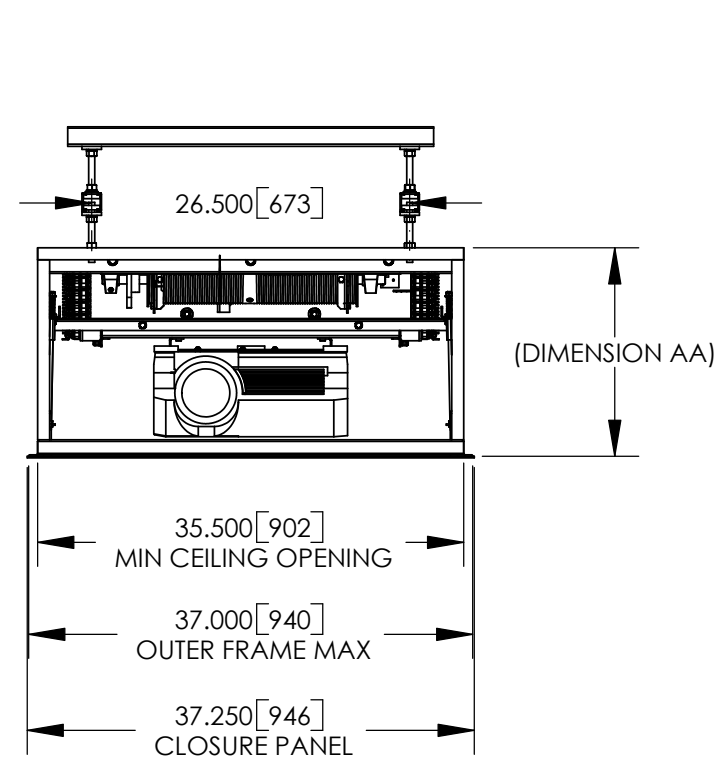
DL3W SIZE	DIMENSION AA	
	INCHES	mm
DL3W-12	17.375	441
DL3W-14	18.375	467
DL3W-16	19.375	492
DL3W-18	21.375	543
DL3W-20	22.375	568
DL3W-24	24.375	619
DL3W-28	27.375	695

UNISTRUT P1000 T CHANNEL AND 1/2" THREADED ROD (RECOMMENDED)



NOTES:

- * UNIT = INCHES [mm]
- * DIMENSION AA IS REQUIRED SPACE ABOVE CEILING.
- * COMPONENTS SHOWN ARE THE (PROJECTOR NAME HERE) WITH MOUNT (MNT PART# HERE), DL3W-12, OPT3 AND OPT1.
- * CTB ROD LENGTH IS 12.000".
- * OPT3 SKINS ARE REMOVED IN THESE DRAWING VIEWS.



DETAIL A
SCALE 1 : 3

		DISPLAY DEVICES, INC 5880 SHERIDAN BLVD ARVADA, CO 80003				
		TITLE DL3W - OPT3 STD - OPT1 LIPPED - W/SHARP XG-PH50X				
THE INFORMATION CONTAINED IN THIS DRAWING IS THE PROPERTY OF DISPLAY DEVICES, INC. ANY REPRODUCTION IN PART OR WHOLE WITHOUT THE WRITTEN PERMISSION OF DISPLAY DEVICES, INC IS PROHIBITED		UNLESS OTHERWISE SPECIFIED DIMENSIONS ARE IN INCHES. TOLERANCES: .XX = ± .02 .XXX = ± .010 .XXXX = ± .0050 ANGLE = ± 0.5		SIZE B	DRAWING NO. 316-021	REV A
DRAWN RLS	DATE 4/25/2005	SCALE NONE	FILE NAME 316-021.SLDDRW	SHEET 1 OF 2		